

SMART





SMART

ONE SPOTLIGHT FAMILY, CUSTOMIZABLE TO ANY SPACE

Smart is Modular's most versatile range of architectural lighting. Available in a diverse variety of forms, sizes, colours and mounting options, it's the ideal downlight for lighting specifiers and architects to mix and match – in order to create nearly limitless combinations for any application.



SMART CAKE




SMART LOTIS




SMART KUP



WHITE STRUCTURE



BLACK STRUCTURE



GOLD



Ø115mm
800-2200lm



Ø48mm
70-300lm



Ø82mm
400-800lm



Ø160mm
1200-5200lm




FIXED



ADJUSTABLE

Smart adjustable tilts asymmetrically, ensuring that you do not see any wiring but only the highly attractive edge of the bulb holder.



While the Smart spotlights are round, the Smart mask allows you to easily add a rectangular or square touch. The mask also serves perfectly to cover uneven or too large luminaire holes in ceilings.





If you cannot recess spotlights into the ceiling but would love 'to go Smart', use the Smart surface box – a square or rectangular box mounted on the ceiling that houses one or two spotlights.





You'd rather install a cylindrical than a square or rectangular surface box? The Smart surface tubed is available in a small, large and x-large version.






The large and x-large models of the Smart surface tubed also come in suspended versions. Combine the models and colours to make playful creations.



With Smart tubed wall, illumination
can now come from above and/or below,
for truly beautiful and unique effects.



IP20



IP54 TRANSPARENT

Fitted with a transparent glass or diffuser, Smart can also be used in moisty rooms such as bathrooms.



IP54 DIFFUSE

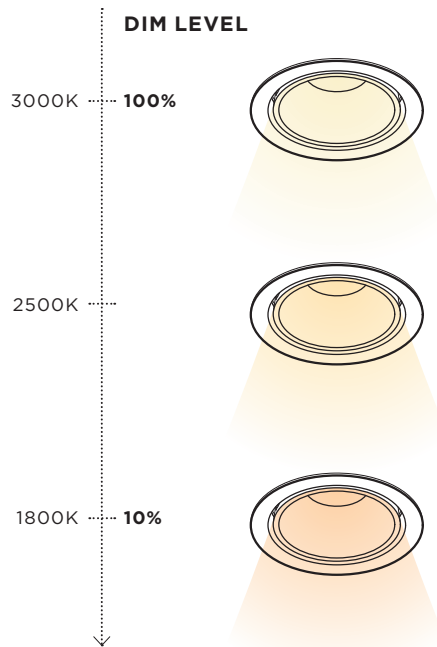
LIGHT QUALITY AS A DIFFERENTIATOR

BROAD LUMEN PACKAGE

Smart comes in outputs ranging from 100 lumen to more than 5000 lumen, to meet the needs of orientation, accent and general lighting.

WARM DIM

Our warm dim technology warms the colour temperature of the light as it is dimmed, for a relaxing, cosy ambiance at low light levels.



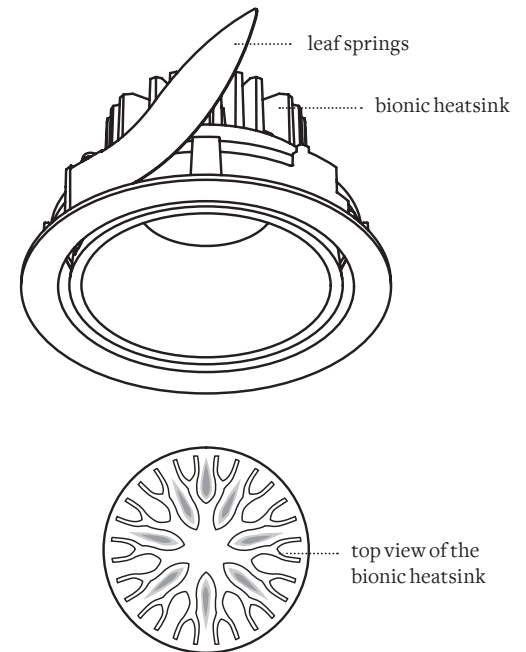
SMART ENGINEERING

LEAF SPRINGS

Leaf springs make it a breeze to install spots in any ceiling – including false and concrete ceilings – with a twist.

BIONIC HEATSINK

Inspired by nature, the heatsink of the Smart range achieves highly-effective heat dissipation.







SMART IN A NUTSHELL



DESIGN

Round spotlight in 3 different forms & 4 sizes
Fixed and adjustable versions
White, black and gold finishings



APPLICATION

High-end residential
Hospitality
Retail
Office
Public spaces
Recessed, surface & suspended mounting
Ceiling or wall fixation



TECHNOLOGY

Broad lumen package
Multiple colour temperatures & warm dim technology
From spotlight to wide flood
Connected technology
Leaf springs for easy installation
Bionic heatsink for optimal heat dissipation

**VISIT [SUPERMODULAR.COM](https://supermodular.com)
FOR MORE INFORMATION**



supermodular.com